


# PACSystems™ RX3i

UNIVERSAL BACKPLANE  
(IC695CHS007)



---

## Warning Notes as Used in this Publication

---



Warning notices are used in this publication to emphasize that hazardous voltages, currents, temperatures, or other conditions that could cause personal injury to exist in this equipment or may be associated with its use.

In situations where inattention could cause either personal injury or damage to equipment, a Warning notice is used.

---

---

**Notes:** Notes merely call attention to information that is especially significant to understanding and operating the equipment.

---

These instructions do not purport to cover all details or variations in equipment, nor to provide for every possible contingency to be met during installation, operation, and maintenance. The information is supplied for informational purposes only, and Emerson makes no warranty as to the accuracy of the information included herein. Changes, modifications, and/or improvements to equipment and specifications are made periodically and these changes may or may not be reflected herein. It is understood that Emerson may make changes, modifications, or improvements to the equipment referenced herein or to the document itself at any time. This document is intended for trained personnel familiar with the Emerson products referenced herein.

Emerson may have patents or pending patent applications covering subject matter in this document. The furnishing of this document does not provide any license whatsoever to any of these patents.

Emerson provides the following document and the information included therein as-is and without warranty of any kind, expressed or implied, including but not limited to any implied statutory warranty of merchantability or fitness for particular purpose.

## Introduction


The PACSystems RX3i 7-slot Universal Backplane is the smallest member of the RX3i Universal Backplane family. With its dual-purpose backplane, the RX3i Universal Backplane supports both PCI-based backplane (IC695) and serial backplane (IC693 and IC694) I/O and option modules. It also supports Series 90-30 I/O and option modules. The compact size of the 7-slot rack makes it ideal for applications where space is a significant constraint, or the number of I/O modules in a single location is small.

Slot 0, the slot furthest to the left (Figure 1), supports the IC695 power supply only. Slots 1–5 support both PCI based and serial backplane modules. Slot 6 provides a PCI connector only and can therefore only accept IC695 single-width modules.

Features of the Universal Backplane include:

- Terminal Strip on the left end (Figure 1) for Isolated +24V input
- Backplane grounding point
- An integral grounding bar for connecting module/shield grounds
- Printed slot numbers that are mirrored in the PAC Machine Edition (PME) hardware configuration.
- Support for all RX3i-compatible modules, except the IC695LRE001 Serial Bus Transmitter. Refer to the PACSystems RX3i System Manual, GFK-2314, for lists of supported modules.

**Figure 1: IC695CHS007 Universal Backplane showing slots 0 through 6**



For product installation, mounting, clearances and operation, refer to the PACSystems RX3i System Manual, GFK 2314:

<https://www.emerson.com/Industrial-Automation-Controls/support>.

## Installation Location

This product is intended for use with the RX3i system. Its components are considered open equipment (having live electrical parts that may be accessible to users) and must be installed in an ultimate enclosure that is manufactured to provide safety. At a minimum, the enclosure shall provide a degree of protection against solid objects as small as 12mm (fingers, for example). This equates to a NEMA/UL Type 1 enclosure or an IEC60529 IP20 rating providing at least a pollution degree 2 environment. For details about installing RX3i rack systems, refer to the PACSystems RX3i System Manual, GFK 2314.

## Installation in Hazardous Areas

The following information is for products bearing the UL marking for Hazardous Areas or ATEX marking for explosive atmospheres:

### CLASS 1 DIVISION 2 GROUPS ABCD

- This equipment is an open-type device and is meant to be installed in an enclosure suitable for the environment that is only accessible with the use of a tool.
- Suitable for use in Class I, Division 2, Groups A, B, C and D Hazardous Locations, or nonhazardous locations only.

### WARNING

- EXPLOSION HAZARD - SUBSTITUTION OF COMPONENTS MAY IMPAIR SUITABILITY FOR CLASS I, DIVISION 2.
- WHEN IN HAZARDOUS LOCATIONS, TURN OFF POWER BEFORE REPLACING OR WIRING MODULES.

## ATEX Zone 2

This module must be mounted in an enclosure certified in accordance with EN60079-15 for use in Zone 2, Group IIC and rated IP54. The enclosure shall only be able to be opened with the use of a tool.

## Important Product Information

### Release History

Catalog Revision	Date	Description
IC695CHS007-EA	Sep 2019	Following Emerson's acquisition of this product, changes have been made to apply appropriate branding and registration of the product with required certification agencies. No changes to material, process, form, fit or functionality.
IC695CHS007-DA	June 2018	Hardware Updated to moveout noise spikes on reset line.
IC695CHS007-CA	April 2015	The catalog number is being bumped for manufacturing reasons. There is no other change in the delivered product.
IC695CHS007-BA	March 2012	Mechanical enhancements for improved module-to-connector engagement with the backplane PCI connector, as described below.
IC695CHS007-AA	March 2011	Initial release.

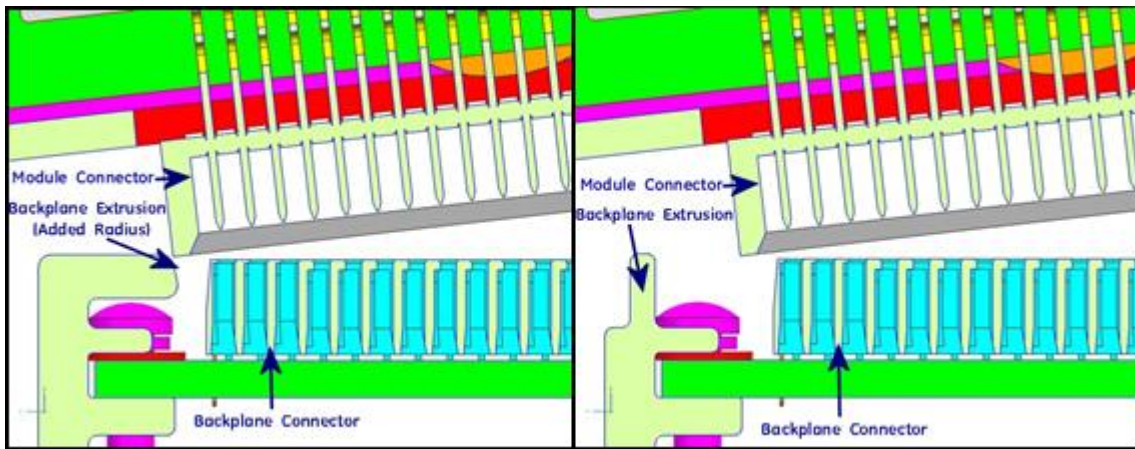
## Operating Notes

Effective with IC695CHS007-BA, IC695CHS012-DA and IC695CHS016-DA, the product was enhanced with the following mechanical design changes:

1. Added an upper ledge with a radius to the backplane extrusion. For PCI-based (IC695) RX3i modules, this upper ledge helps align the module vertically as it is being inserted into the backplane. This reduces the likelihood of experiencing bent or recessed module backplane connector pins when inserting PCI based modules into the backplane.

*Note* that, the edge with the enhanced radius reduces, but does not eliminate, the likelihood of experiencing bent or recessed mating pins on PCI-based modules. To avoid damaging mating module pins, continue to exercise proper care and follow the installation instructions in the PACSystems RX3i System Manual, GFK-2314, when inserting modules into an RX3i universal backplane.

**Figure 2: Backplane Connector**



2. Backplane PWA and backplane connectors were moved 0.015 inch (3.81mm) closer to the front of the backplane. This increases the mechanical module-to-backplane engagement, providing for better connectivity.

## Technical Support & Contact Information

Home link: <http://www.Emerson.com/Industrial-Automation-Controls>

Knowledge Base: <https://www.emerson.com/Industrial-Automation-Controls/support>

**Note:** If the product is purchased through an Authorized Channel Partner, please contact the seller directly for any support.

Emerson reserves the right to modify or improve the designs or specifications of the products mentioned in this manual at any time without notice. Emerson does not assume responsibility for the selection, use or maintenance of any product. Responsibility for proper selection, use and maintenance of any Emerson product remains solely with the purchaser.

© 2019 Emerson. All rights reserved.

Emerson Terms and Conditions of Sale are available upon request. The Emerson logo is a trademark and service mark of Emerson Electric Co. All other marks are the property of their respective owners.

